

**2009 Alape presented
the washplace Metaphor.**

**2010 the further development
– as a freestanding solution.**



Alape GmbH
Am Gräbicht 1-9
D-38644 Goslar

Postfach 1240
D-38602 Goslar

Tel +49(0)5321.558-0
Fax +49(0)5321.558-300
E-Mail export@alape.com

www.alape.com

U.K. Representative:
Dornbracht UK Ltd.
Unit 8&9
Bow Court
Fletchworth Gate
CV5 6SP Coventry

Tel +44(0)2476.717129
Fax +44(0)2476.718907
E-Mail sales@dornbracht.co.uk

www.dornbracht.co.uk

Alape

Alape[^]

**Private Spaces 2010
Metaphor**

U.K., Suggested Retail Prices in £ excl. VAT

The generously dimensioned sit-on basin rests on a base unit of the same width and depth. Particular attention has been paid to the base unit's inside and the workmanship of the details: the two extra-deep drawers, positioned one above the other, accommodate different sized storage compartments. The top drawer contains plug sockets. An inside drawer provides additional storage space. The sliding panel on the edge of the basin manufactured in solid core serves as a flexible surface. A towel holder is also positioned alternatively to the left or right of the washplace, emphasising Metaphor's function-oriented design.



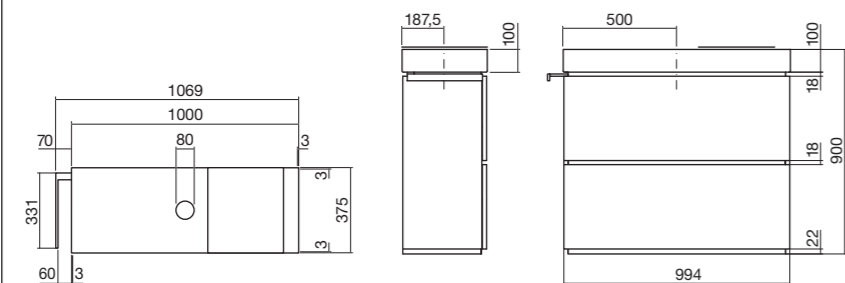
The top drawer contains different sized storage compartments and two plug sockets. The inside drawer provides additional storage space.



Prices in £ excl. VAT

- WP.ME2 – freestanding, towel holder left
No. 5235 003 000 (white/american oak) **4,095.00**
- WP.ME2 – freestanding, towel holder right
No. 5236 003 000 (white/american oak) **4,095.00**

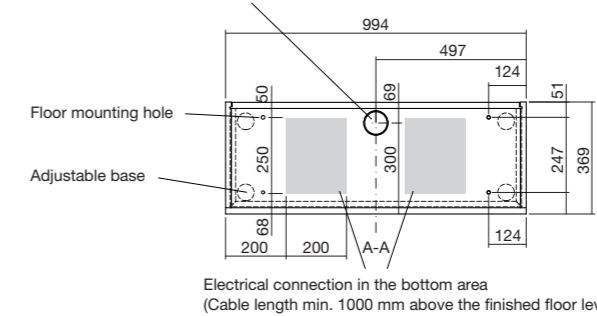
Washplace rectangular, 1000 x 375mm, height 900mm, basin made of white glazed steel, without tap hole and overflow, floor-standing base unit, american oak, with 2 extra deep drawers and 1 inside drawer, 2 sockets, chrome-plated towel holder left or right, including panel, bottle trap, chrome-plated shaft valve, mounting set for floor mounting



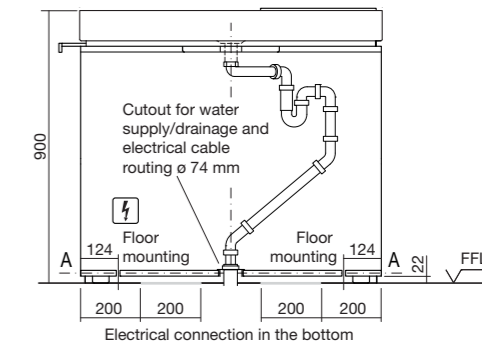
Recommendation: installation by 2 people

- WP.ME.2 – freestanding
- No. 5235 003 000 towel holder left
- No. 5236 003 000 towel holder right

Cutout for water supply/drainage and cable routing ø 74



Electrical connection in the bottom area
(Cable length min. 1000 mm above the finished floor level)



Electrical connection in the bottom