

MISTRAL

BY KARONIA

25mm SOLID Solid Surface
Worktop Range



Imagine with MISTRAL

MISTRAL by Karonia is a 25mm thick SOLID Solid Surface worktop range.
There is no chipboard, MDF, or particleboard substrate, just 100% solid surface material!

The MISTRAL worktop range combines the breathtaking looks of natural quartz and stone, with the practicality and creative freedom of acrylic-based solid surface material to deliver outstanding product value and exceptional aesthetic results.



Durable and Strong!

MISTRAL worktops are entirely non-porous so there are no moisture ingress problems and without a substrate there are no internal joints that may undermine the structural integrity of the worktop.

10 Year Manufacturer's Guarantee - Field Tested!

Our 25mm solid surface worktops have been tested in a variety of residential and high impact commercial applications for more than 10 years. Be assured, MISTRAL worktops are designed and produced to last!

Beautifully Seamless Joints!

MISTRAL worktops can be jointed and finished so the seams are not only smooth but inconspicuous and your surface flows unbroken as if crafted from a single piece.

Feature-laden design opportunities!

MISTRAL'S thick surface offers a wealth of possibilities for adding features such as drainer grooves, recessed wet areas around fitted sinks and attractive edge profiles.

MISTRAL'S pure structure presents the perfect medium for design as it can be shaped to follow your imagination. Free from restriction you can create elegant curves to complement shaped door layouts and tight radii can be used to add detail and character for a truly unique living environment.

MISTRAL worktops utilise all the inherent qualities of solid surface technology to provide the ideal surface for your home. It is non-porous so is easy to clean and hygienic as well as being resistant to staining.

MISTRAL withstands the general wear and tear of domestic use and has the ability to be replenished so that any marks and scuffs that may appear over time can be abraded away to leave your surfaces looking as though they had just been installed.



'Let your imagination ignite with the


design freedom & inspiration of MISTRAL'

The Colours of MISTRAL

The MISTRAL spectrum provokes an abundance of ideas for colour schemes and combinations as each element of the range contains a fusion of hues and shades. Taking inspiration from some of nature's most beautiful natural stone and quartz we have designed a colour palette to fuel the imagination of architects, designers and homeowners alike.

With our solid surface experience and technologies we have developed these worktop décors with a depth and distinction that will help create the perfect living space.

Also available in Glacier, a solid white décor.



Note: Darker solid colours may show general wear more readily than other colours therefore requiring more care. They are not recommended for high traffic areas.

'Whether your style is elaborate or minimalist, traditional or ultra-modern, your ideal is MISTRAL'

Create with MISTRAL

When you buy a solid surface worktop we believe that you should get a SOLID Solid surface worktop, no chipboard, particleboard or MDF substrate, just 100% solid surface. By having a worktop that is 100% solid surface you are able to utilise 100% of the potential that the solid surface material offers.

Our MISTRAL products help showcase the talents of skilled installers and enable them to offer greater benefits to their customers in terms of both design and practicality. It is for this reason that we place a great deal of emphasis on our installation training program. Our detailed installation literature is supported by a series of training videos developed to visually demonstrate the fundamental installation techniques and we also operate product training days in partnership with our stockists for installers to attend and learn more.



Workable with standard wood tooling!

MISTRAL worktops are simple to install, requiring the same skill set as required for fitting laminate and solid wood worktops, as our solid surface material does not require special tooling like quartz or granite worktops. The 25mm thick format allows MISTRAL worktops to be moulded like hardwood worktops, adding detailing such as drainer grooves and edge profiles.




No end-capping, just easy shaping and profiling!

Long sweeping curves, tight radii and unique shapes can be created with just a router and jig, the edges can then be profiled in one of a vast array of styles and then finished in the same way as the surface of the worktop. This is possible because there is no need to apply a thin edging strip to the side of the worktop to hide the wood core as with substrated worktops.

Deep drainer grooves and wet areas!

Surface detailing is an aspect of worktop installations where character can be added to give each project a unique element. MISTRAL'S pure 25mm thickness offers great scope and opportunity for stunning wet area designs combining superb aesthetics with practical features such as drainer grooves that are deep enough to make them effective!



Compatible with butler sinks (eg. Belfast)!

MISTRAL worktop products being 25mm thick provides the required strength to allow sink cut-outs to be positioned within our worktop and breakfast bar products without the need for special sink modules. The result is an elegant frame for all types of sinks from modern stainless steel bowls to traditional butler sinks, such as a Belfast.



'Transform your expectations and create your dream living space with MISTRAL'

Up to 3 metre lengths

The worktop length makes it ideal for designing and installing kitchens ensuring that extra joints are not required to achieve lengths which are common in the kitchen worktop market.

Square edges for ease of installation


The square edges allow all joints, whether straight, corner or peninsular, to be made by simply butting the worktops together avoiding the necessity to router out for a mason's mitre joint and worktop bolts.

No costly sink modules

Sinks can be cut anywhere into the worktop without the need for prefabricated worktop modules. These cut-outs can even be done during the on-site installation process.

Pre-sanded 400 grit (linear) surface

Puts you a finishing pad and a polish from the perfect surface making on-site installations even more efficient.



Worksurfaces and Support Products

Standard Worktop - 3010mm x 625mm x 25mm

Extra Wide Worktop - 2800mm x 670mm x 25mm

Breakfast Bar - 2000mm x 900mm x 25mm

MISTRAL Jointing Adhesive - 150ml

Decorative Sheet - 3010mm x 625mm x 12mm

Decorative Sheet - 2000mm x 900mm x 12mm

Plinth - 3010mm x 200mm x 12mm

Upstand - 3010mm x 100mm x 12mm

🌀 All products in the MISTRAL range are available in Arctic Frost, Biscuit, Calypso, Galaxy, Glacier, Mist, Snowstorm, Strata, Tongaro, Vanilla Sky and Winter Drift.

Accessories

Our range of accessories that accompany the MISTRAL range include:

Karonia Installation Kit - The essential items needed for a smooth and first rate MISTRAL worktop installation.

Karonia Seaming Tool Kit - The ideal tool for seamlessly and efficiently jointing MISTRAL solid surface worktops.

Karonia Care and Maintenance Kit - All you need to keep your worktops looking like they have just been installed.

For more information on MISTRAL Products and Stockists please visit:

WWW.KARONIA.COM